



HOW TO COMBAT BOXWOOD CATERPILLAR

Written by Darren Lerigo, Modern Mint.

ABOUT BOXWOOD CATERPILLAR


Boxwood caterpillar eats the verdant leaves of your boxwood hedges and topiary. If you want to stop your boxwood becoming no more than spindly, leafless sticks, you need to take action.

Because the only natural predator to boxwood caterpillar is you.

Boxwood Caterpillar



Boxwood Moth



HOW TO STOP IT?

1 Squish

Squash the caterpillars on the plants, horrible work but it must be done.



2 Spray

Spray your plants with nematodes. Nematodes are tiny worms that disrupt the caterpillars' digestive system ... which then kills them.




3 Trap

Use a pheromone trap to lure and capture male moths. This reduces the fertilised eggs laid by females, so reduces the caterpillar population.



4 Repeat

The life cycle of the caterpillar repeats (depending on conditions) 3-4 times from April to September. Keep watching for caterpillars through spring and summer!



TOP TIPS!




- If you see any webbing on your boxwood, rake it away, as it holds the caterpillar.
- Nematodes and pheromone traps can be bought from **Green Gardener**. Steer clear of chemical insecticides as they can harm bees and other insects.
- Learn more about the boxwood caterpillar and how to combat it at **The European Boxwood & Topiary Society** website.

Pheremone Trap



SHARE WITH YOUR FRIENDS

This guide was written by Darren Lerigo, a gardener and topiary artist who runs Modern Mint. Visit the **Modern Mint** website to see his work.



Further Information

www.modernmint.co.uk
www.ebts.org/box-moth-and-caterpillar/
www.greengardener.co.uk/


MODERNMINT
FOR HOME AND GARDEN